
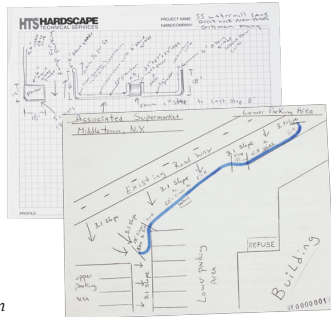


OBTAINING STAMPED ENGINEERING

1. WHAT YOU PROVIDE



Design Request Form
(Found on-line at www.hardscapetech.com
or in the back of any *Pros Guide*.)



Wall Sketches or Drawings



Photos of future
retaining wall site




Soil of future
retaining wall site

2. WHAT YOU RECEIVE

STEP
1

When process has been STARTED



Notification (via e-mail) of start
of process.

STEP
3

When process has been COMPLETED

When engineering is complete, you will receive
a "Project Packet."

ITEMS IN YOUR "PROJECT PACKET"

- Copies of your submittal documents to HTS
- Hard copies of the emailed documents
- Product Samples
- Complimentary copy of the HTS manual used on your engineered wall.


STEP
2

The following three items will be emailed to you first, allowing you to obtain your stamped engineering prior to the arrival of the "Project Packet" in the mail.

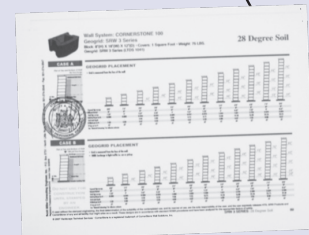
- Cover Letter From HTS
- Engineer's stamped cover page
- Stamped table page



Cover letter from HTS



Engineer's
stamped cover letter



Stamped table page